









Score	Description	Example—chest height	Example—closeup
1	<p>No soil exposed, or if exposed, it is rough and there is no sealing (crusting).</p> <p>Many earthworm casts and middens.</p>		
2	<p>Exposed soil is mainly rough, but some evidence of soil sealing (crusting).</p> <p>Significant earthworm casts and numerous middens.</p>		
3	<p>Intermediate mixture of rough and sealed (crusted) soil conditions.</p> <p>Some earthworm casts and middens.</p>		
4	<p>Exposed soil that is almost completely sealed (crusted).</p> <p>When dry, soil is cracked.</p> <p>A thin platy layer may be present at or near the surface.</p>		
5	<p>Exposed soil surface is completely silted and sealed by continuous crust, with very little cracking when dry.</p> <p>A thin platy layer likely present at or near the surface</p>	